






Model #.	Picture	SPECIFICATIONS	Note
YW0056		<p>100mm*107mm 接頭</p> <p>Unique adapter allows you to connect most 4" dust collection fittings like elbows, tees, wyes and blast gates to light-weight 4" DWV (drain, waste, vent) PVC pipe commonly available at home-centers. Connect most 4" dust collection fittings to common 4" DWV PVC pipe. Tapered 4" ID end fits over 4" port found on many dust collection fittings. Small diameter end slides inside 4" DWV PVC pipe. ABS material for rigidity and durability</p>	
YW1001		210 X 210mm X 100mm	
YW1002		26 X 216mm	



YW1003		22" 3-5/8" X 6-3/4" X 24" 610mm X 171mm X 92mm	
YW1004		310mm X 310mm X 100mm 孔	
YW1005		355mm X 355mm X 100mm 孔	
YW1007 YW1008		YW1007 4" YW1008 5"	
YW1010		6-1/4x6-1/4x4"	
YW1013 YW1037 YW1048 YW1051 YW1053		YW1013 4" T type YW1037 2-1/2" T type 2-1/2" T-FITTING YW1048 5" T type 5" T-FITTING YW1051 2-1/2" T type 2-1/2" T-FITTING YW1053 2" T type 2" T-FITTING	
YW1015		4" Y type	
YW1017		4"	








YW1018 YW1019		3" 4"	
YW1020 YW1021		3" 4"	
YW1011 YW1022 YW1023 YW1024 YW1025 YW1026 YW1027		YW1022 2-1/2" to 1-1/2" YW1023 2-3/4" to 2-3/8" YW1024 3" to 2" YW1025 3" to 2-1/2" YW1026 4" to 2-1/2" YW1011 4" to 3" YW1027 5" to 4"	
YW1028		2-1/2"	
YW1029		4-5/8"	
YW1031		4" x 2-1/4" ECCENTRIC REDUCER 4" x 2-1/4" ECCENTRIC REDUCER	
YW1032		4" x 2" REDUCER FOR BISCUIT 4" x 2" REDUCER FOR BISCUIT	
YW1033		21" Cover	
YW1034		2-1/2x2" PLASTIC BLAST GATE 2-1/2x2" PLASTIC BLAST GATE	

YW1035		2-1/2" SPLICE 2-1/2" SPLICE	
YW1036		4" THREAD SPLICE (Left) 4" THREAD SPLICE	
YW1039		UNIVERSAL ADAPTER 6" to 1" Adaptor is a six step down adaptor for a variety of different types of hookups.. The step down sizes are 5" , 4" , 3" , 2½" , 2" , " and 1" . May be cut to fit your particular needs. Hose clamps are required for proper connection.	
YW1041		3" QUICK COUPLER	
YW1042		4" x2-1/2" QUICK COUPLER 4" to 2½" Threaded Quick Connect is designed to be pressed on to any 4" taper diameter opening for a quick and easy fit. The opposite end accepts a 2-1/2" hose by simply threading it on. No hose clamps are required.	
YW1043		4" x3" QUICK COUPLER	
YW1044		5" x4" QUICK COUPLER	
YW1045		5" x5" QUICK COUPLER	






YW1046		<p>4"x2-1/4" QUICK COUPLER 4" to 2 1/4" Threaded Quick Connect is designed to be pressed on to any 4" taper diameter opening for a quick and easy fit. The opposite end accepts a 2-1/4" hose by simply threading it on. No hose clamps are required.</p>	
YW1047		<p>4" QUICK DISCONNECT 4" Quick Connect is designed to be pressed on to any 4" tapered diameter opening for a quick and easy fit, the opposite end accepts a 4" hose. A hose clamp is required on one end for proper connection.</p>	
YW1049		<p>5" Y-FITTING</p>	
YW1050		<p>2-1/2" Y-FITTING</p>	
YW1052		<p>2-1/2" ELBOW</p>	
YW1054		<p>2-3/4" PVC UNIVERSAL ADAPTER The 2 1/2" to 3/4" Rubber Adaptor large end will fit in a 2-1/2" shop vacuum hose. A flexible construction allows easy connection to any of your power tools. O.D. sizes: 2-1/2", 2", 1-1/2", 1-1/4" and 1". I.D. sizes are 1/4" less than the O.D. sizes. Simply cut it to the size needed for the proper I.D. and O.D. fitting. Hose clamps are required .</p>	
YW1055		<p>4" Router Dustport is a combination of the 4" to 2-1/2" reducer and the right angle router dustport. The small end on the 4" to 2-1/2" reducer fits perfectly inside the right angle port so you can then attach a 4" hose to the larger end of the reducer with a hose clamp. This unit will fit on just about any router table fence system.</p>	






YW1056		4" x 4-1/2" REDUCER	
YW1057		4"	
YW1058		2-1/4" x 1-1/2" REDUCER 2-3/8" x 1-1/2" REDUCER	
YW1059		2-1/4" x 2-1/2" REDUCER 2-1/4" x 2-1/2" REDUCER	
YW1060		2-1/2" x 1-1/4" REDUCER 2-1/2" x 1-1/4" REDUCER	
YW1061		4"	
YW1062		4"	
YW1063		4" x 4" 4" FITTING	

YW1064		6" x4"	
YW1065		2-1/4" SPLICE	
YW1066		2-1/4" X 1-1/2" REDUCER	
YW1067		12"	
YW1068		4" x 10"	
YW1069 YW1070		YW1069 3" *3" SPLICE YW1070 4" *4" SPLICE The 4"Connector Coupling let's you connect two flat ended fittings together with it's two compressed ends. Example: Y to T, Elbow to Y.	
YW1071		2-1/2" *1-3/4" REDUCER 2 1/2" to 1 3/4" Reducer will allow you to connect your 2 1/2" dust collection hose to a 1 3/4" hose. Hose clamps are required for proper connection.	
YW1072 YW1073		YW1072 3-1/4" *2-1/2" REDUCER YW1073 6" *4" REDUCER	

YW1074		<p>4" W 41cm X H 32.5cm X D 25cm</p>	
YW1075			
YW1076		<p>4" X 2 2-1/2" X 1 The 4 to 2½" -Y- connector is used simply to branch off your dust collection line just like a standard "Y" connector, only this connector reduces your branch off down to 2½" . Hose clamps are required for proper connection.</p>	
YW1077		<p>2-1/4" *1-1/2" REDUCER 2-1/4" *1-1/4"</p>	
YW1078		<p>4"</p>	
YW1079		<p>2½" Extended Dust port directly accepts a standard 2¼" Shop-Vac® hose end in the dust port opening. No hose clamp is required for this type of connection. You can easily attach a standard 2-1/2" dust collection hose around the outside of the extended dust port opening with A single hose clamp. The fitting itself attaches to the back of most router fences.</p>	
YW1080		<p>2-1/2" 45°</p>	
YW1081		<p>2-1/2"</p>	







YW1083		<p>W 34.5cm X H 18.5cm X D 16.5cm</p> <p>Just like it's big brother the Big Gulp, the Mini Gulp can be used anywhere in the shop where size constraints are an issue. The hood is 13-1/3" x 7-1/4" and accepts a standard 4" dust hose with a hose clamp</p>	
YW1084 YW1085		<p>YW1084 5" ALUMINUM BLAST GATE</p> <p>YW1085 6" ALUMINUM BLAST GATE</p>	
YW1086 YW1087 YW1090		<p>YW1086 360° 3" SWIVEL BALL JOINT3</p> <p>YW1087 360° 4" SWIVEL BALL JOINT</p> <p>YW1090 360° 4" x 2-1/2" SWIVEL BALL JOINT</p> <p>Quick Dis-Connect Ball Joint Fitting</p> <p>The Ball joint fitting is designed to be pressed on to any 4" tapered diameter opening for a quick and easy fit. Ball joint prevents kinking of hose at the connection point which allows for great mobility. The opposite end accepts a 4" hose. A hose clamp is required on one end for proper connection</p>	
YW1088		<p>2-1/4" x 2-1/2" QUICK COUPLER</p> <p>2 1/2" Screw End Adaptor allows you to attach a 2 1/2" hose to it by just screwing the hose on, and then plug right into most any wet/dry vac and other standard 2 1/4" openings. No hose clamps are required.</p>	
YW1089		<p>2 1/2" Low Profile Dustport directly accepts a standard 2 1/4" Shop-Vac® hose end in the dustport opening. You can also attach a standard 2-1/2" dust collection hose around the outside of the dustport opening with a single hose clamp. The fitting itself attaches to the back of most router fences with two standard wood screws. The low profile makes this fitting an excellent add-on to any drill press fence system.</p>	
YW1091			







<p>YW1092</p>		<p>4" *2-1/4"</p> <p>Dust Collection Fittings – Adaptors</p> <p>2 1/4" to 4" Enlarger</p> <p>2 1/4" to 4" Enlarger is a brand new fitting made of flexible plastic. This is one of those fittings that woodworkers have wondered, why don't they make a fitting that goes directly from my 4" hose into my Well, here it is, an enlarger that accepts a 4" hose on one end, and the other plugs directly into a standard 2 1/4" Shop Vac® opening. A hose clamp is required on the 4" end for proper connection.</p>	
<p>YW1093 YW1094 YW1095</p>		<p>YW1093 4" x 2-1/2" REDUCER</p> <p>YW1094 4" x 2-1/4" REDUCER</p> <p>YW1095 4" x 2" REDUCER</p>	
<p>YW1096</p>		<p>4" TO 1" UNIVERSAL ADAPTER</p> <p>4" to 1" Adaptor is tapered from the 4" O.D. to the 1" O.D. Cut the adaptor at the desired diameter to fit to your machine port or smaller I.D. hose. Flat portions are at sizes of: 4", 3", 2-1/2" and 1" for hose to hose splices. Hose clamps are required.</p>	
<p>YW1097</p>		<p>4" Self-Cleaning Blast Gates</p>	
<p>YW1098</p>		<p>2-1/2" ALUMINUM BLAST GATE</p>	

<p>YW1099</p>		<p>4"</p>	
<p>YW1100</p>	 <p>Threaded on both sides for easy hose connection</p>	<p>4"</p> <p>The threaded blast gate allows you to connect your 4" hose directly to the opening of the blast gate without the use of a hose clamp. The blast gate is threaded on both ends. You simply attach your 4" hose by screwing the hose on the threads of the blast gate</p>	
<p>YW1101</p>		<p>4" 45 ° ELBOW</p>	
<p>YW1102</p>		<p>4" THREAD SPLICE (Right)</p>	
<p>YW1103</p>		<p>4" PVC</p>	

YW1104		4"	
YW1105		4" X 2-1/2"	
YW1106		4"	
YW1107		4"	
YW1108		2-1/2"	

<p>YW1109</p>	 	<p>2-1/2"</p>	
<p>YW1110 YW1111 YW1113</p>		<p>YW1110 2-1/2" YW1111 5" YW1113 3" 鋁製活動式風閘</p>	
<p>YW1112</p>		<p>2-1/2"</p>	
<p>YW1114</p>	 		
<p>YW1115</p>		<p>4"QUICK COUPLER 4" Screw End Adaptor allows you to attach a 4" hose to it by just screwing the hose on, and then plug right into most any wet/dry vac and other standard 3-3/4" openings. No hose clamps are required.</p>	

YW1116		4"	
YW1117		4" THREAD SPLICE (Left) 4"	
YW1000		2-1/2" CLEAR DUST COLLECTIN NETWORK	
YW2000		4"	
C-01 C-02		C-01 4" C-02 2-1/2"	
C-03		4" Hose and Pipe Hanger 4" Hose And Pipe Hanger. If the dust collection hose and pipe in your shop is starting to resemble a giant spider web, these inexpensive hangers can help get it organized and out of your way. Quick and easy to install, nail (or screw) holes are provided to attach to walls or rafters.	

Z97		2-1/2"	
Z98		4"	
Z-100	   	2-1/2" 6-GALLON TRANSLU CENT BUCKET W/ CASTER 12" 2 STAGE CYCLONE SEPARATOR 2-1/2" PP HOSE 2-1/2" ELBOW 2-1/2" *1-1/4" REDUCER 2-1/4" *2-1/2" QUICK COUPLER 4" *2-1/4" REDUCER 4-1/4" HOSE CLAMP 2-3/4" HOSE CLAMP	